

18TH

CAIR ANNUAL MEETING

In collaboration with the **CAMRT**

MAY 30 – JUNE 1, 2019



HILTON TORONTO

145 Richmond Street West,
Toronto (ON) M5H 2L2



PRE-MEETING

MRT&RN DAY

(exclusive program – separate registration is required)

May 29, 2019 | 8:00 am – 5:00 pm

FELLOWS & RESIDENTS DAY

(by invitation only)

May 29, 2019 | 8:00 am – 5:00 pm



Canadian Association for
Interventional Radiology
Association canadienne pour
la radiologie d'intervention



LEARNING OBJECTIVES FOR THE MEETING

1. Review the diagnosis and management of mesenteric ischemia
2. Review techniques in venous reconstruction from a worldwide expert
3. Discuss and learn about the experience of cancer diagnosis and treatment from a patient's perspective
4. Review principles and techniques in trauma intervention
5. Review approaches and techniques in transplant intervention
6. Discuss the challenges and lessons learned during medical device and product development
7. Review strategies to optimize locoregional pain control
8. Discuss the controversy surrounding paclitaxel-coated technology and potential implications on clinical practice
9. Discuss the development and implementation of an IR stroke program in the community
10. Review technical approach, hemodynamics and outcomes in portal vein embolization
11. Review the endovascular management of portal hypertension and utility of TIPS, DIPS and BOTO
12. Review the most important scientific papers affecting the clinical practice of Interventional Radiology
13. Discuss and review the multidisciplinary approach to advanced aortic and peripheral arterial interventions
14. Review the management of type II endoleaks
15. Review techniques for advanced guidance in EVAR
16. Review the principles of radiation protection in the angiosuite
17. Discuss the impact of the IR residency on clinical practice in Canada
18. Review outcomes in percutaneous and surgical AV fistula creation
19. Exchange opinions and experience in challenging cases through workshops, debates and panel cases

CME CREDITS

This group learning activity will apply for section 1 and 3 credits within the Maintenance of Certification program (MOC) of the Royal College of Physicians and Surgeons of Canada.

CAMRT CREDITS

This group learning activity will apply for Category A Credits within the continuing Education Credit Approval Program (CECAP) of the Canadian Association of Medical Radiation Technologists (CAMRT).

TARGET AUDIENCE

This CME event will be of great interest to Interventional Radiologists, Radiology Residents, Interventional Radiology Fellows as well as Technologists and Nurses working in Interventional Radiology. This event could be of interest for any healthcare provider with an interest in Interventional Radiology.

NEEDS ASSESSMENT

This program was developed based on feedback received from the evaluation forms collected during the SIR, CIRSE and CAIR (formerly CIRA) Annual Meetings.

PROGRAM

THURSDAY, MAY 30

07:50 - 09:00	Opening Moderator: Jason Wong
07:50 - 08:00	Opening Speech Tara Graham, Amol Mujoondar, David Valenti
08:00 - 08:30	Dealing with cancer, navigating the system: what health care professionals need to know Sharon Jamison, CCSN <i>At the end of this session, the participant should be able to:</i> <ul style="list-style-type: none"> • Describe the challenges patient's face during cancer treatment • Describe the barriers to optimal cancer care from a patient's perspective • Identify gaps in cancer care and areas for improvement in the attendees personal practice
08:30 - 08:45	Update from the US: Graduate Medical Education in IR Victoria Marx <i>At the end of this session, the participant should be able to:</i> <ul style="list-style-type: none"> • Compare the integrated and independent IR Residency • Assess opportunities for Canadian to train in IR in the US • Discuss IR training issues with the RCPS
08:45 - 09:00	Update from the CIRSE Robert Morgan <i>At the end of this session, the participant should be able to:</i> <ul style="list-style-type: none"> • Tell about CIRSE and its membership • Name the CIRSE Educational Meetings • Recognize the online portfolio
09:30 - 10:30	MASTERCLASS
	Optimizing locoregional IR pain management: palliative and non-palliative (Toronto III) Louis-Martin Boucher, Stefan Przybojewski <i>At the end of this session, the participant should be able to:</i> <ul style="list-style-type: none"> • Specify the role of the interventional radiologist in IR related pain management • Have increased confidence in the use of various nerve blocks to help control procedural related pain • Describe the goals and limitations of IR related pain control as it pertains to both palliative and non-palliative pain control
	Viagra Session (Carmichael-Jackson) Peter Collingwood, Darren Ferguson <i>At the end of this session, the participant should be able to:</i> <ul style="list-style-type: none"> • Demonstrate alternative techniques for interventional radiology procedures • Translational Learning - Hyperacute Stroke Intervention / Directional Aspiration Thrombectomy • Recognize complications in interventional radiology
	T & N: M&M discussion: What I would have done differently (Tom Thompson) Joel Woodley-Cook, Vikas Agarwal <i>At the end of this session, the participant should be able to:</i> <ul style="list-style-type: none"> • Review adverse procedural outcomes and ways to avoid future errors • Discuss common case complications and how to manage these when they occur • Discuss the role of non-physician members in the prevention and treatment of complications
10:45 - 11:55	Clinical IR Moderator: Alexandre Ménard
10:45 - 11:00	Establishing an IR Stroke Program: The Kingston Experience Alexandre Ménard <i>At the end of this session, the participant should be able to:</i> <ul style="list-style-type: none"> • Recognize challenges in implementation of an EVT stroke program • Identify key strategies that can facilitate an EVT stroke program • Recognize the potential and limitations of delivery of stroke EVT
11:00 - 11:15	Idea to Product: Lessons Learned the Hard Way Lindsay Machan <i>At the end of this session, the participant should be able to:</i> <ul style="list-style-type: none"> • Discuss the importance of product innovation in Interventional Radiology • Identify the role of regulatory bodies in medical product development • Review the process of bringing a medical device to market and clinical practice
11:15 - 11:30	A Canadian in America: Experience building a clinical practice south of the border Jonathan Marshall <i>At the end of this session, the participant should be able to:</i> <ul style="list-style-type: none"> • Review the differences of the cross-border Healthcare • Detect the challenges to opening an Office Based Lab System • Determine the challenges to practicing clinical IR in the US

11:30 - 11:45	Radiation Protection Victoria Marx At the end of this session, the participant should be able to: <ul style="list-style-type: none"> • Apply barrier protections optimally • Develop work habits that decrease patient and staff exposure to radiation • View fluoroscopy time as a resource that should be used carefully
11:45 - 11:55	Discussions At the end of this session, the participant should be able to: <ul style="list-style-type: none"> • Discuss management of clinical IR • Identify the obstacles and solutions to developing a clinical practice • Recognize the benefits of a clinical practice
12:00 - 13:15	Lunch
13:30 - 15:30	My best and worst day in the angio suite: lessons learned in the trenches Moderator: Tara Graham
13:30 - 13:40	CAIR Update Jason Wong At the end of this session, the participant should be able to: <ul style="list-style-type: none"> • Interpret the goals of the CAIR organization • Review the current and future CAIR projects • Discuss how members can become more involved
13:40 - 14:00	Victoria Marx At the end of this session, the participant should be able to: <ul style="list-style-type: none"> • Understand the role of the grateful patient in your professional practice • Acknowledge that it is important to identify errors and assess the causes • Recognize the importance of forgiving errors
14:00 - 14:20	John Kaufmann At the end of this session, the participant should be able to: <ul style="list-style-type: none"> • Identify high risk clinical situations • Identify strategies to avoid complications • Identify strategies for managing complications
14:20 - 14:40	Robert Morgan At the end of this session, the participant should be able to: <ul style="list-style-type: none"> • Identify strategies for managing unanticipated intraprocedural events • Recognize the importance of early identification of high risk clinical scenarios • Discuss the importance of reviewing challenging cases and poor outcomes
14:40 - 15:00	Wael Saad At the end of this session, the participant should be able to: <ul style="list-style-type: none"> • Review strategies to improve your clinical practice through case review • Identify the importance of seeking assistance from colleagues during difficult cases • Identify the importance of case planning in maximizing good clinical outcomes
15:00 - 15:15	Fellows & Residents Best cases Peter Collingwood
15:15 - 15:30	CAIR Award Marie-France Giroux
16:00 - 17:00	MASTERCLASS
	Transplant Intervention: case based review from the experts (Toronto III) Wael Saad, John Kaufman At the end of this session, the participant should be able to: <ul style="list-style-type: none"> • Assess vascular complications of liver transplant • Assess complications of renal transplant • Formulate treatment plans for transplant complications
	M & M (vascular and non-vascular) (Carmichael-Jackson) KT Tan, Cori Caughlin At the end of this session, the participant should be able to: <ul style="list-style-type: none"> • Troubleshoot complications • Evaluate procedures resulting in patient morbidity/mortality • Discuss previous experiences and construct strategies to avoid patient morbidity/mortality
	Decoding Accreditation (Tom Thompson) Terri Molloy, IQMH At the end of this session, the participant should be able to: <ul style="list-style-type: none"> • Recognize the value of accreditation to ISO standards • Demonstrate the value of quality management systems • Formulate a plan to the first steps on the road to accreditation
18:00 - 19:00	Opening Cocktail (Level Two, 2nd floor)

FRIDAY, MAY 31

08:00 - 09:00 MASTERCLASS	
	<p>Trauma Intervention (Toronto III) Robert Morgan, Victoria Marx</p> <p>At the end of this session, the participant should be able to:</p> <ul style="list-style-type: none"> • Distinguish different methods to treat traumatic haemorrhage • Recognize how to select embolic agents • Determine how to avoid complications
	<p>Advanced Interventional Oncology (Carmichael-Jackson) Darren Klass, Robert Beecroft</p> <p>At the end of this session, the participant should be able to:</p> <ul style="list-style-type: none"> • Assess oncology cases for therapy • Provide opinions on appropriate therapy • Establish guidelines for images and follow-up
	<p>Clinical Utility of Medical Cannabis: Implications for Acute Care setting (Tom Thompson) Salima S.J Ladak</p> <p>At the end of this session, the participant should be able to:</p> <ul style="list-style-type: none"> • Review the current cannabis legislation in Canada • Review the pharmacology of cannabis • Understand the effects of cannabis on peri-procedural pain control
09:15 - 10:25	Interventional Oncology Moderator: John Kachura
09:15 - 09:35	<p>Portal vein embolization: update on technical aspects, hemodynamics and outcomes Wael Saad</p> <p>At the end of this session, the participant should be able to:</p> <ul style="list-style-type: none"> • Review different technical approaches to portal vein embolization • Define the liver hemodynamic following portal vein embolization • Describe the role of concurrent hepatic vein embolization in liver hypertrophy
09:35 - 09:55	<p>Top IO papers from 2017-2018 John Kachura</p> <p>At the end of this session, the participant should be able to:</p> <ul style="list-style-type: none"> • Summarize the medical literature published in 2017-2018 dealing with Interventional Oncology (IO) • Perform a critical analysis of the top IO papers from 2017-2018 • Demonstrate the importance of research in IO, and propose future directions
09:55 - 10:15	<p>Involvement of IR in Cancer Treatments across Canada John Kachura</p> <p>At the end of this session, the participant should be able to:</p> <ul style="list-style-type: none"> • Summarize the involvement of Interventional Radiology (IR) in Cancer agencies across Canada • Describe the work of Interventional Radiologist in Cancer Care Ontario • Demonstrate the importance of IR in planning cancer care, and propose future endeavours
10:15 - 10:25	Discussion
10:40 - 12:00	Portal Hypertension Multidisciplinary Board Moderator: Wael Saad
10:40 - 11:00	<p>An algorithm for the management of gastric varices Wael Saad</p> <p>At the end of this session, the participant should be able to:</p> <ul style="list-style-type: none"> • Name the role of TIPS in the management of gastric varices • Described the role of BROTO in the management of gastric varices • Review an algorithmic approach to the endovascular management of gastric varices
11:00 - 11:50	<p>Multidisciplinary panel: endovascular management of portal hypertension Wael Saad, John Kaufman, Anton Skaro, Anouar Teriaky, Louis-Martin Boucher</p> <p>At the end of this session, the participant should be able to:</p> <ul style="list-style-type: none"> • Review the clinical presentation of portal hypertension • Describe the role of endovascular techniques in portal hypertension • Distinguish the value of a multidisciplinary approach to complex patients with portal hypertension
11:50 - 12:00	Discussion
12:00 - 13:15	Lunch
13:30 - 15:30	Multidisciplinary Panel: Advanced arterial intervention Moderator: Darren Klass, Jeff Jaskolka
13:30 - 14:15	<p>Aortic session: dissection, fenestrated EVAR, advanced TEVAR-case-based presentation Thomas Lyndsay, KT Tan, Robert Morgan, John Kaufmann, Jeff Jaskolka, Ivica Vucemilo</p> <p>At the end of this session, the participant should be able to:</p> <ul style="list-style-type: none"> • Review clinical complications of acute and chronic aortic dissection • Describe the current treatment of aortic dissections • Review technical approaches to challenging anatomy

14:15 - 15:00	CLI session: case-based presentation Thomas Lyndsay, KT Tan, Robert Morgan, John Kaufmann, Jeff Jaskolka, Ivica Vucemilo <i>At the end of this session, the participant should be able to:</i> <ul style="list-style-type: none"> • Discuss the role of surgery and endovascular management of CLO • Recognize the importance of the multidisciplinary team in management of vascular disease • Describe novel techniques in treating CLI
15:00 - 15:30	Discussion
15:30 - 15:40	AGM Darren Klass
15:40 - 17:00	MASTERCLASS Jeopardy film panel (Plenary Room) Jason Wong, Stefan Przybojewski <i>At the end of this session, the participant should be able to:</i> <ul style="list-style-type: none"> • Identify various devices used in IR for vascular, non-vascular, and interventional oncology procedures • Describe the history of people, procedures, and devices in IR • Recognize adverse events in the IR suite and how to prevent and manage these events
18:30 - 19:30	Woman in IR Cocktail

SATURDAY, JUNE 1

08:00 - 09:20	Arterial and Venous Moderator: Jeff Jaskolka
08:00 - 08:20	Advanced Guidance for EVAR Gilles Soulez <i>At the end of this session, the participant should be able to:</i> <ul style="list-style-type: none"> • Master how to use an EVAR guidance software • Review the clinical utility of these software • Determine the future developments in EVAR guidance, specifically elastic registration and virtual stenting
08:20 - 08:35	Management of Type 2 endo leaks Robert Morgan <i>At the end of this session, the participant should be able to:</i> <ul style="list-style-type: none"> • Name the causes of type 2 endoleaks • Identify the treatment options for type 2 endoleaks • Understand how to select the appropriate embolic agents for each case
08:35 - 08:50	Mesenteric Ischemia John Kaufman <i>At the end of this session, the participant should be able to:</i> <ul style="list-style-type: none"> • Describe etiology of mesenteric ischemia • Describe treatments of Chronic mesenteric ischemia • Describe treatment of acute mesenteric ischemia
08:50 - 09:05	Top PVD papers of 2017-2018 Jeff Jaskolka <i>At the end of this session, the participant should be able to:</i> <ul style="list-style-type: none"> • Assess significance of recent data regarding safety of drug eluting technologies • Discuss the outcome of recent trials for treatments of DVT • Perform a critical analysis of the top PVD papers and suggest areas for future research
09:05 - 09:20	Recanalization of chronic venous occlusion John Kaufman <i>At the end of this session, the participant should be able to:</i> <ul style="list-style-type: none"> • Describe the etiologies of chronic venous occlusion • Formulate treatment plans for Chronic venous occlusion • Assess outcomes of treatment of Chronic venous occlusion
09:40 - 11:10	Debates Moderator: Cori Caughlin
09:40- 10:10	Percutaneous versus Surgical creation of AV fistula? Who does it better? Dheeraj Rajan, George Oreopoulos <i>At the end of this session, the participant should be able to:</i> <ul style="list-style-type: none"> • Describe the advantages of percutaneous over surgical creation • Differentiate outcomes of endo AVF over surgical AVF • Discuss post procedure cost between the two methods
10:10 - 10:40	Will the IR residency change IR practice in Canada-Yes or No? Lindsay Machan, Louis-Martin Boucher <i>At the end of this session, the participant should be able to:</i> <ul style="list-style-type: none"> • Have insight on the importance of guiding the future of IR amongst all the changes that are expected to occur in radiology • Appraise the importance of the IR residency in giving us more control on the future of the discipline • Determine the importance of participating actively in designing the future of our discipline at least in part by embracing the opportunity this residency of offering

10:40 - 11:10	Paclitaxel-coated technology, time for a pause? Perspective from the experts John Kaufman, Robert Morgan <i>At the end of this session, the participant should be able to:</i> <ul style="list-style-type: none"> • Describe the current controversy regarding drug technologies • Assess the implications of recent publications on drug-elution in clinical practice • Develop treatments strategies and algorithms in peripheral intervention
11:10 - 11:30	Discussions <i>At the end of this session, the participant should be able to:</i> <ul style="list-style-type: none"> • Determine whether ablation or resection is superior in treatment of small HCC • Appraise whether PAE should be a stand alone therapy for BPH in lieu of TURP • Decide whether IR's should remain a technical specialty or evolve into a clinical specialty
11:30 - 11:40	Closing Talk Amol Mujoomdar, Tara Graham

ONSITE INFORMATION:

REGISTRATION DESK HOURS

Thursday, May 30 – 7:00 - 15:30
Friday, May 31 – 7:00 - 15:30
Saturday, June 1 – 7:00 - 12:00

EXHIBIT HOURS

Thursday, May 30 – 7:00 - 17:00
Friday, May 31 – 7:00 - 17:00

EVALUATION FORM

In order to produce a successful meeting each year, the organizing committee needs your help. You have received an evaluation form with your participant kit. Please make sure to fill it out and give it back to the registration desk. You can also visit the registration desk if you lost your copy and would like a new one.

PHOTO DISCLAIMER POLICY

Registration and attendance at, or participation in, the Canadian Association for Interventional Radiology (CAIR) meetings and other activities constitute an agreement by the registrant/attendee to CAIR's use and distribution (both now and in the future) of the registrant's or attendee's image or voice in photograph, videotapes, electronic reproductions and audio tapes ("images/recordings") of such events and activities. Registrant/attendee acknowledges and agrees that CAIR's use or distribution of such images/recordings may be worldwide and in any medium; that CAIR may identify registrants or attendees in such images or recordings; and that registrants/attendees have no right to any compensation for such uses.

All Breakfast and breaks in the tradeshow, **convention level**.

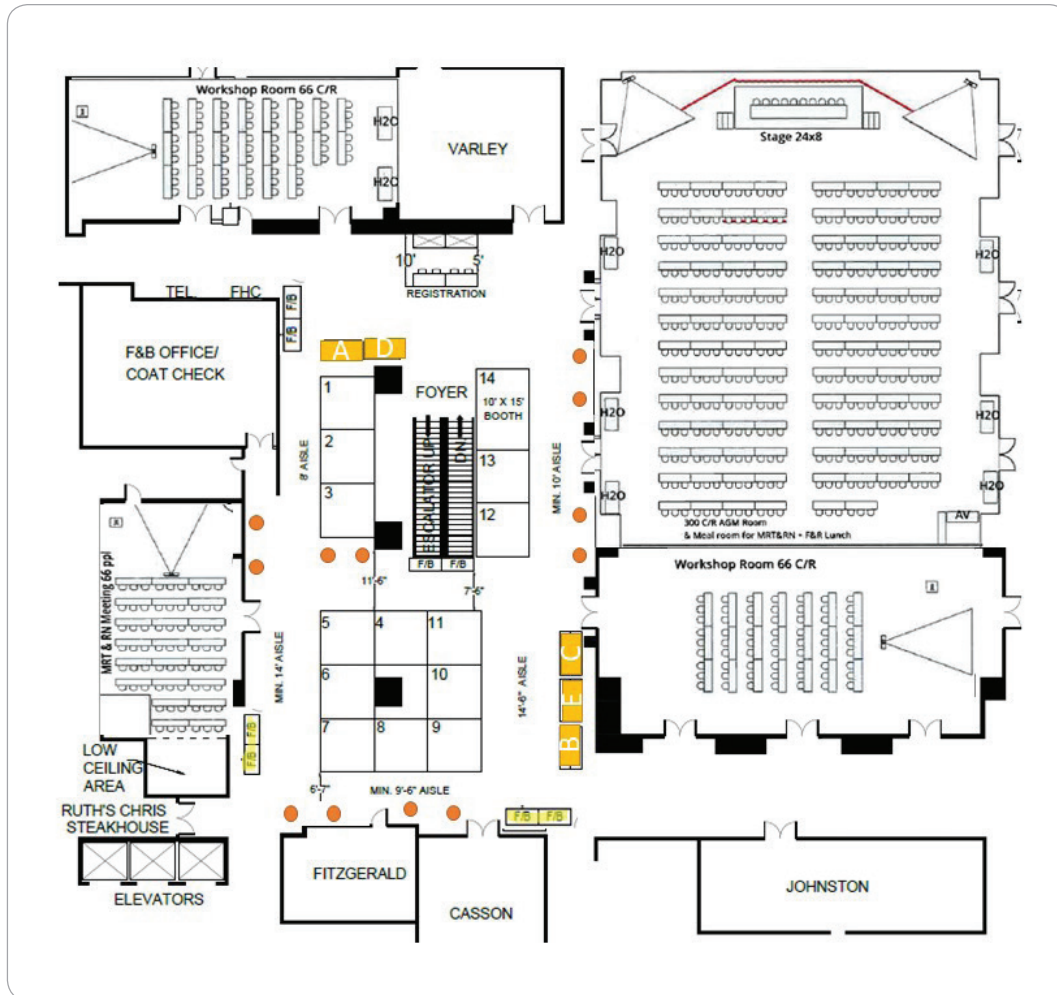
The plenary session will take place in **Toronto I, II**

The Masterclasses will take place in:

Carmicheal-Jakson
Tom Thompson
Toronto III

CAIR cocktail Reception:
Thursday, May 30th - 6pm
Level Two, 2nd floor

WE WOULD LIKE TO THANK ALL THE EXHIBITORS




CAIR 2019 CORPORATE PARTNERS:

AngioDynamics	Medtronic
BD – Bard Canada	Merit Medical
Boston Scientific	Penumbra
BTG International Canada	Philips
CHS Ltd	Siemens Healthineers Canada
Cook Medical	Terumo Canada
Cordis Medical	W.L. Gore & Associate

CAIR EXHIBITORS:

ATES Medical
 G.E. Healthcare
 MedQuest Medical Inc.
 Teleflex

GUEST SPEAKERS



John A. Kaufman, MD, MS, FSIR, FAHA, FCIRSE, EBIR

John A. Kaufman, MD, MS is the inaugural Chair of the Department of Interventional Radiology, Director of the Dotter Interventional Institute and the Frederick S. Keller Professor of Interventional Radiology at the Oregon Health & Science University in Portland. He also has appointments as Professor of Diagnostic Radiology, Surgery and Medicine at OHSU. A native of Boston, Dr. Kaufman worked at the Massachusetts General Hospital from 1991 until 2000, when he joined the Dotter Institute. He has had pivotal roles in the transition of Interventional Radiology from a sub-specialty of Diagnostic Radiology to primary specialty of the American Board of Radiology, and the development of the IR residency. His research focus has been on vena cava filters and aortic stentgrafts. Dr. Kaufman has authored or co-authored more than 200 publications including 5 textbooks. He is co-Editor of the quarterly review journal *Techniques in Vascular and Interventional Radiology (TVIR)*, and is the Section Editor for Vascular and Interventional Radiology for the *American Journal of Radiology (AJR)*. He was honored as a Gold Medalist of the Society of Interventional Radiology (SIR), Distinguished Fellow of the Cardiovascular and Interventional Radiology Society of Europe, and Distinguished Alumnus of the Boston University School of Medicine. He has served as Chair of the American Heart Association (AHA) Council on Cardiovascular and Interventional Radiology, President of the SIR, and Chair of the SIR Foundation. He currently serves as President of VIVA, and is a Trustee of the American Board of Radiology. Most important, he is married to Cathy Kaufman, and they have three children, five grandchildren, and two dogs.



Dr M. Victoria (Vicki) Marx

Dr M. Victoria (Vicki) Marx finished her radiology residency at Ohio State University in 1986. She went on to do fellowships in abdominal imaging and interventional radiology at Washington University. She joined the Department of Radiology at University of Michigan in 1989, subsequently becoming Section


Head of Interventional Radiology and director of the IR fellowship program through 1999. She has currently been on the USC faculty since that time and leads an active clinical practice in addition to her administrative and educational roles. She has specific clinical and educational interests in women's health, biliary disease, and radiation safety. She serves as the department's Vice Chair for Education as well as being the Diagnostic Radiology residency program director and the Interventional Radiology residency associate program director. Dr. Marx is active in multiple national professional organizations. She is on the Board of Directors of the Association of Program Directors in Radiology. She is a Trustee of the American Board of Radiology and a member of the Radiology Residency Review Committee of ACGME. Finally, she has had numerous leadership positions in the Society of Interventional Radiology and currently serves as the Society's President.



Dr Robert Morgan, EBIR
President of the Cardiovascular and Interventional Radiological Society of Europe (CIRSE)
Consultant Vascular and Interventional Radiologist, St George's Hospital, London

Consultant in Vascular and Interventional Radiology and Chief of Aortic imaging at St George's University Foundation NHS Trust (UK). He trained in Interventional Radiology at the University of Texas and at Guy's and St Thomas's Hospitals. Clinical interests are the imaging and the endovascular treatment of aortic and peripheral vascular disease; embolization of haemorrhage, visceral artery aneurysms and endoleaks; and haemodialysis access management including the percutaneous creation of arteriovenous fistulas.

Robert Morgan was instrumental in the creation of the European Board of Interventional Radiology examination (EBIR) and has written over 140 peer-reviewed articles, edited 3 books, written 42 book chapters, and has given over 250 invited lectures. He is President of CIRSE and deputy editor for *CVIR Endovascular*.



Dr Wael Saad
Professor, Radiology
Vascular and Interventional Radiology

Dr Saad is a Physician of 20 years and is internationally recognized for liver disease including liver transplantation, hepatobiliary disease and portal hypertension. He has over 240 publications, and over 70 book chapters and is an author of 4 books. He completed his residency at the University of Rochester, New York and his Fellowship in Vascular & Interventional Radiology at Mallinckrodt Institute of radiology, Washington University, St. Louis. He practiced Interventional Radiology at the University of Rochester and University of Virginia before coming to the University of Michigan in 2013. At the University of Virginia he was the program director of the Vascular & Interventional Radiology Fellowship. Dr. Saad is active in the Society of Interventional Radiology (SIR) and was awarded the SIR-Fellowship in 2010. He served as the Chairman of the SIR Standards of Practice Committee from 2011 through to 2014.

2019 CAIR AWARD WINNER



Dr Marie-France Giroux

Dr. Marie-France Giroux studied medicine at the *Université de Sherbrooke* from 1991 to 1995. She then undertook her residency in diagnostic radiology at the *Université de Montréal* in 2000, followed by a fellowship in interventional and vascular radiology in 2001 at the *Hospital of the University of Pennsylvania*

in Philadelphia. She then completed her medical training in Bordeaux, France, where she underwent a specialized Doppler training program in 2001.

Dr. Giroux has been practising since 2001 at the *Centre hospitalier universitaire de Montréal (CHUM)*, and was appointed associate professor in 2011. She developed a clinical mentoring program (fellowship) in interventional radiology at the CHUM. To date, this program has trained over thirty fellows in interventional radiology.

From 2003 to 2013, Dr. Giroux was an active member of the *Canadian Association for Interventional Radiology* Board of Directors. Moreover, from 2007 to 2009, she was CAIR president. Through her efforts and those of her fellow directors, interventional radiology was recognized as a subspecialty in Canada in 2015.

Dr. Giroux has been the recipient of several honorary distinctions during her career, notably the Bernadette-Nogrady prize awarded by the *Société canadienne-française de radiologie* in 2011. This distinction is awarded to radiologists for their outstanding contribution to the community in less than 11 years of practice.

SPEAKERS

Dr Vikas Agarwal, MD, CCFP, FRCPC(C)
Vascular Interventional Radiologist

Dr Robert Beecroft, MD, FRCPC
Staff Vascular and Interventional Radiologist University Health Network and Mount Sinai Hospital, Toronto

Dr Louis-Martin Boucher, MD, PhD, FRCPC
Assistant Professor, department of Radiology, Faculty of Medicine, McGill University, Montreal

Dr Cori. E Caughlin, MD, FRCPC
Vascular and Interventional Radiologist Foothills Medical Centre
Clinical Associate Professor, University of Calgary

Dr Peter Collingwood, MD, FRCPC
Professor, Radiology, Memorial, University, St John's

Dr Robert Cook, MD, FRCPC
Clinical Assistant Professor of Radiology
Western Memorial Regional Hospital, Corner Brook

Dr Darren Ferguson, MD, FRCPC, RVT
Associate Professor, Dalhousie University
Divisional Head, Vascular & Interventional Radiology, Saint John Regional Hospital (SJRH), Section Representative, New Brunswick Medical Society (NBMS), President, New Brunswick Association of Radiologists, Saint John's

Dr Marie-France Giroux, MD, ARQ, FARQ, SCFR
Vascular and Interventional Radiology at the CHUM, Clinical Associate Professor at University of Montreal

Dr Tara Graham, MD, FRCPC
Vascular and Interventional Radiologist, Trillium Health Partners, Mississauga; Lecturer, University of Toronto Faculty of Medicine

Dr Shanon Jamison, Canadian Cancer Survivor Network (CCSN)

Dr Jeff Jaskolka, MD, FRCPC FRCPC
Interventional Radiologist, William Osler Health Centre; Clinical Adjunct Professor, U of Toronto

Dr John Kachura, MD, FRCPC, FSIR
Vascular and Interventional Radiologist, University Health Network and Mount Sinai Hospital
Associate Professor, Department of Medical Imaging, U. of Toronto; VIR Fellowship Supervisor, UHN/MSH and U. of Toronto

Dr Darren Klass, MBChB, MD, MRCS, FRCR, FRCPC
Clinical Associate Professor Interventional Radiology Medical Head - MRI, Vancouver

Ms Salima S. J. Ladak, Nurse Practitioner, PhD
Acute Pain Service – Toronto General Hospital
Coordinator, UHN Pain APN Network
Adjunct Lecturer, Lawrence S. Bloomberg Faculty of Nursing – University of Toronto

Dr Thomas Lindsay, MD, FRCSC
Professor Vascular Surgery, University Health Network, Toronto General Hospital, Division of VIR, joint Department of Medical imaging, UHN, Toronto

Dr Georges Oreopoulos, MD, FRCSC
Assistant Professor Vascular surgery, University Health Network, Toronto General Hospital, Division of VIR, Joint Department of Medical Imaging, UHN, Toronto

Dr Lindsay Machan, MD
Associate Professor, Department of Radiology, University of British Columbia
Associate Member, Division of Vascular Surgery
Associate Member, Department of Urologic Sciences, Vancouver General Hospital

Dr Jonathan Marshall, MB, BS, BSC, MRCP, MD, DO
Chief of Diagnostic and Interventional Radiology Erie County Medical Center
Assistant Professor of Radiology, University of Radiology, Residency Program Associate Director, University of Buffalo

Dr Alexandre Ménard, MD, FRCPC
Department of Radiology, Kingston General Hospital, Kingston (ON)

Dr Amol Mujoomdar, MD, FRCPC
Division Head for Interventional Radiology, LHSC/SJHC
Associate Professor Radiology and Oncology, Western University, London

Terri Molloy, MLT, CQA (ASQ)
Staff Technologist center of Accreditation, Institute of Quality Management in Healthcare, Toronto

Dr Stefan Przybojewski, MBChB
Interventional Radiologist, Foothill's Medical Center, Clinical Assistant Professor, University of Calgary

Dr Dheeraj Rajan, MD, FRCPC, FSIR, FACR
Professor Of Medical Imaging, JDHI UHN, MSH, WCH,
Division Head UIR, University of Toronto

Dr Anton Skaro, MD, PhD, FRCS(C), FACS
Associate Professor - Department of Surgery, Schulich School of Medicine & Dentistry, The University of Western Ontario
LHSC, University Hospital, London

Dr Gilles Soulez, MD
Chairman department of Radiology, Radiation Oncology, Nuclear Medicine, University of Montreal

Dr KT Tan, MD, FRCS, FRCR, FRCPC
Associate Professor, Head Vascular and Interventional Radiology, University Health Network and Mount Sinai Hospital, Toronto

Dr Anouar Teriaky, MD
Assistant Professor, Clinician Teacher, Department of Medicine, Division of Gastroenterology and Hepatology of Medicine, Western University, London

Dr David Valenti, MDCM, FRCP, FSIR
Division Head, Interventional Radiology, McGill University Health Centre; Director IR Fellowship Program, McGill University

Dr Ivica Vucemilo, MD, FRCS(C), RPVI
Vascular and endovascular surgeon, Trillium Health Partners, Assistant Program Director, Division of Vascular surgery, University of Toronto

Dr Jason Wong, MD, FRCPC, FSIR
Clinical Associate Professor, Cardiovascular and Interventional Radiology, Foothills Medical Centre Cumming School of Medicine, University of Calgary

Dr Joel Woodley-Cook, MB, BCh, BAO, FRCPC, MSc
Lecturer, University of Toronto Medical School, Toronto

DISCLOSURE

Speakers that do or did not have relationship with a healthcare company or organization (pharmaceutical, equipment, research, etc.) in the past 24 months.

Robert Beecroft	Terri Molloy
Louis-Martin Boucher	Robert Morgan
Cori. E Caughlin	Georges Oreopoulos
Peter Collingwood	Stefan Przybojewski
Bob Cook	Anton Skaro
Darren Ferguson	Anouar Teriaky
Tara Graham	Ivica Vucemilo
Shanon Jamison	
John Kaufman	
Lindsay Machan	

Speakers that do or did have relationship with a healthcare company or organization (pharmaceutical, equipment, research, etc.) in the past 24 months.

Jeff Jaskolka	Dheeraj Rajan
John Kachura	Gilles Soulez
Darren Klass	KT Tan
Thomas Lindsay	David Valenti
Jonatahn Marshall	Jason Wong
Victoria Marx	Joel Woodley-Cook
Alexandre Ménard	
Amol Mujoomdar	

Speakers that will not discuss or describe the investigational or unlabeled (“off-label”) use of a medical device, product, pharmaceutical that is classified by Health Canada as investigational for the intended use.

Robert Beecroft	Alexandre Ménard
Louis-Martin Boucher	Terri Molloy
Cori. E Caughlin	Robert Morgan
Peter Collingwood	Amol Mujoomdar
Bob Cook	Georges Oreopoulos
Darren Ferguson	Stefan Przybojewski
Tara Graham	Dheeraj Rajan
Shanon Jamison	Anton Skaro
Jeff Jaskolka	KT Tan
John Kachura	Anouar Teriaky
Darren Klass	David Valenti
Thomas Lindsay	Ivica Vucemilo
Lindsay Machan	Joel Woodley-Cook
Jonatahn Marshall	
Victoria Marx	

Speakers that will discuss or describe the investigational or unlabeled (“off-label”) use of a medical device, product, pharmaceutical that is classified by Health Canada as investigational for the intended use.

John Kaufman
Gilles Soulez
Jason Wong

SEE YOU NEXT YEAR!

CAIR ANNUAL MEETING 2020

MAY 28-30, 2020

MONTREAL

HÔTEL BONAVENTURE



Canadian Association for
Interventional Radiology

Association canadienne pour
la radiologie d'intervention

cairweb.ca

MANY THANKS TO OUR CORPORATE PARTNERS



Canadian Association for
Interventional Radiology
Association canadienne pour
la radiologie d'intervention

1370, Notre-Dame W.
Montreal, Qc, H3C 1K8

(T) 514-282-2744
(F) 514-282-4292

cairweb.ca